VIDEX

The Power to Secure



6200 SERIES VIDEOPHONE

6000 SERIES VIDEOPHONE

The 6000 Series from Videx, a low cost, easy to use, compact, minimalistic design colour videophone.

Finished in a satin white and including a 2.4" or 3.5" high definition LCD TFT colour display, handset and four tactile buttons for door release, door recall and other services such as 'do not disturb' and service buttons depending on the model. The door open and privacy functions are also accompanied by an indication LED *(The door open LED requires an additional connection).*

A picture brightness control and call tone volume adjustment is also available to the user while additional adjustments for picture contrast, hue and on some models microphone volume are available for the installer.

The 6000 & 6200 Series videophones are low profile surface mount units containing all the electronics within the body of the unit and all termination connections on convenient plug type connectors for ease of installation.

Models available are:

- Art. 6072, 6272 for Videx VX2200 6 wire bus digital system;
- Art. 6056, 6256 for CVK4K, CVK8K and CVR4KV range of video kits;

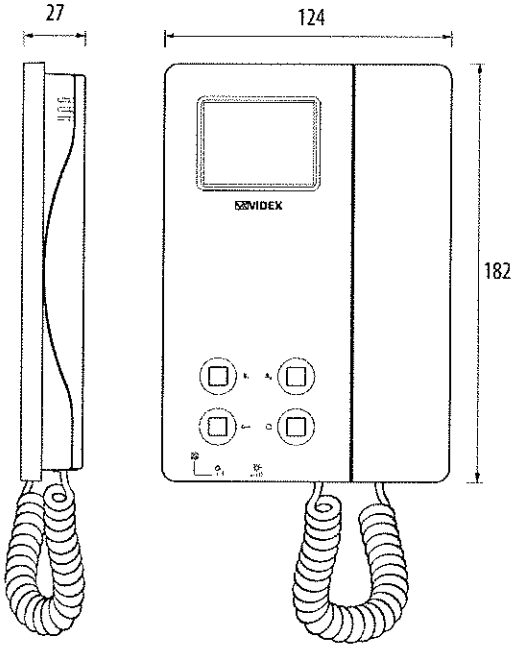

6000 Series 2.4" videophone with handset surface mount only

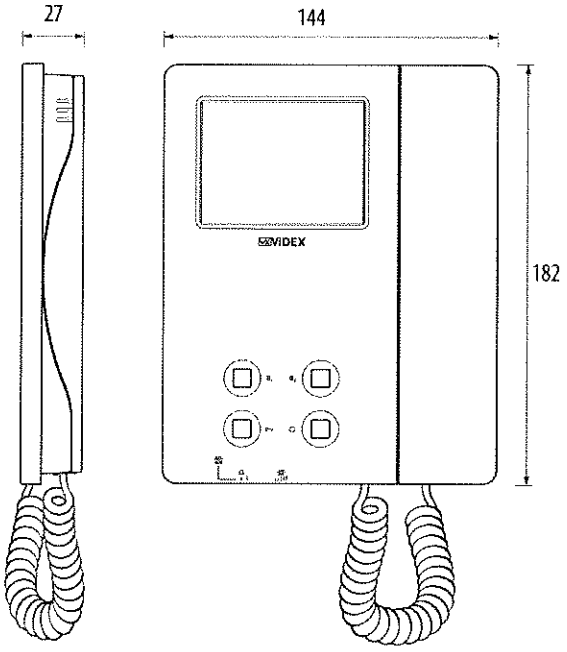

6200 Series 3.5" videophone with handset surface mount only

6000 Series
2.4" Videophones

Art. 6056

Art. 6072

Art.	VIDEOPHONES FOR VIDEX "6 WIRE" VIDEOKITS (CVK4K, CVR4KV AND CVK8K RANGE)
6056	Surface mount videophone incorporating a 2.4" Hi-Res full colour active matrix LCD monitor specific for "6 wire" videokit (CVK4K, CVR4KV and CVK8K range). It includes 4 buttons: "camera recall" "open door" "service" and "privacy". 2 LED's* indicate the privacy activated and open door. Programmable privacy duration and number of rings. Intercommunicating call and door call. Adjustments: call tone volume switch (3 levels), picture hue, contrast and brightness.

Art.	VIDEOPHONES FOR VX2200 DIGITAL SYSTEM ("6 WIRE BUS")
6072	Surface mount videophone incorporating a 2.4" Hi-Res full colour active matrix LCD monitor, with "camera recall", "door open/ concierge call", 2 "service" buttons plus 2 LED's* one for generic use (door opening usually) and one to indicate privacy service enabled. Programmable settings: video mode (coax or balanced), melody and number of rings. Adjustments: call tone volume (2 levels plus privacy position), microphone volume, picture hue, contrast and brightness.

Art. 6256

Art. 6272

Art.	VIDEOPHONES FOR VIDEX "6 WIRE" VIDEOKITS (CVK4K, CVR4KV AND CVK8K RANGE)
6256	Surface mount videophone incorporating a 3.5" Hi-Res full colour active matrix LCD monitor specific for "6 wire" videokit (CVK4K, CVR4KV and CVK8K range). It includes 4 buttons: "camera recall", "open door" , "service" and "privacy". 2 LED's* indicate the privacy activated and open door. Programmable privacy duration and number of rings. Intercommunicating call and door call. Adjustments: call tone volume switch (3 levels), picture hue, contrast and brightness.

Art.	VIDEOPHONES FOR VX2200 DIGITAL SYSTEM ("6 WIRE BUS")
6272	Surface mount videophone incorporating a 3.5" Hi-Res full colour active matrix LCD monitor, with "camera recall", "door open/ concierge call", 2 "service" buttons plus 2 LED's* one for generic use (door opening usually) and one to indicate privacy service enabled. Programmable settings: video mode (coax or balanced), melody and number of rings. Adjustments: call tone volume (2 levels plus privacy position), microphone volume, picture hue, contrast and brightness.

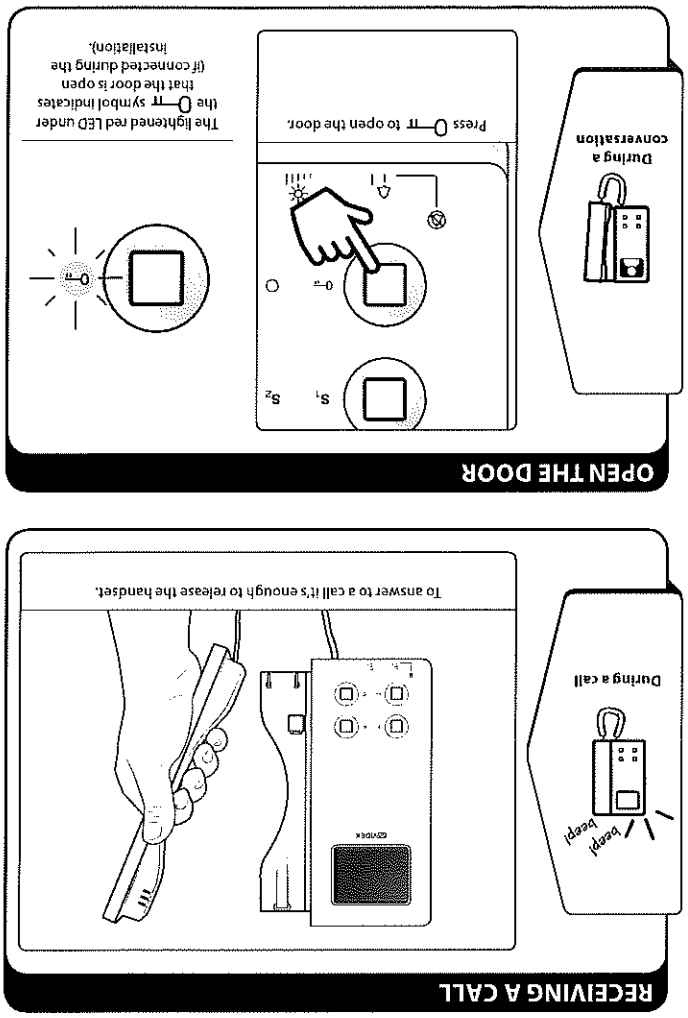

ART. 6272

Intelligent videophone incorporating a 3.5" Hi-Res full colour active matrix LCD monitor, with "camera recall", "door open/concierge call", 2 "service" buttons plus 2 LEDs one for generic use (door opening usually) and one to indicate privacy service enabled.

Programmable settings: video mode (coax or balanced), melody and number of rings.

Adjustments: call tone volume (2 levels plus privacy position), microphone volume, picture hue, contrast and brightness.

6200 SERIES VIDEOPHONE

6272
Colour screen videophone
QUICK GUIDE

VIDEX The Power to Secure

TECHNICAL SUPPORT
Tel: 0191 224 3174
Fax: 0191 224 4938
Email: tech@videx-security.com
Web: www.videx-security.com

06_6272_V1.0_11/14

VIDEX The Power to Secure

SERVICE BUTTON

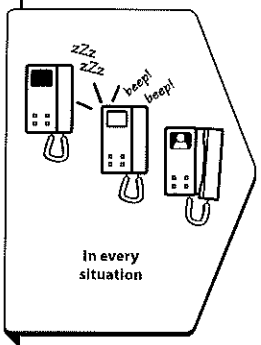

In every situation

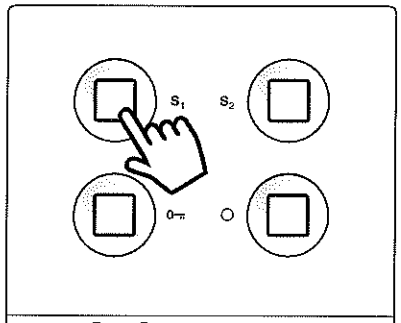

Push S_1 or S_2 to set up the correspondent secondary installed services.

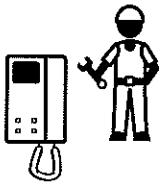

To set the service buttons, please contact a technical personnel.

PRIVACY SERVICE

When the system is in stand-by

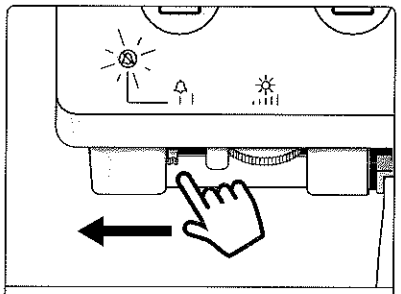

To set up the service turn the volume switch of the call tone to the left.
The LED under the symbol the will illuminate.

During an incoming call, with the service enabled, the device does not emit any acoustic signal

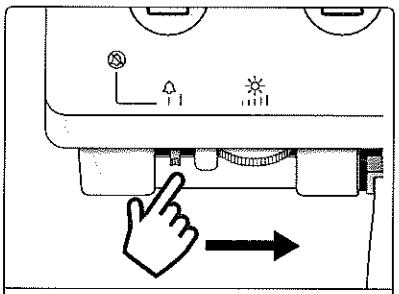

To stop the service turn the switch to the centre or the right and wait for the expire of the programmed time. The LED expires.

CAMERA RECALL

When the system is in stand-by

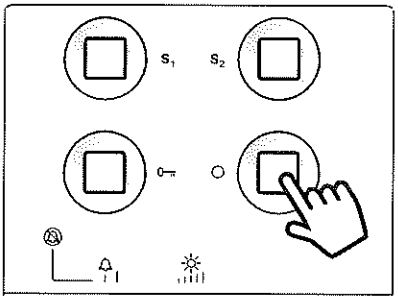

Push to set up the 'Camera Recall'.
The display shows the picture recorded with the camera on the outdoor station.

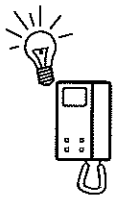

During the 'Camera Recall' it's possible:

To release the handset to begin the conversation;

To push to open the door;

To push **S** to set up the secondary service

Hang up the handset to close the conversation.



When the planned time, established during the installation, is over, the service stops and the system returns to the standby position.

RING VOLUME ADJUSTEMENT

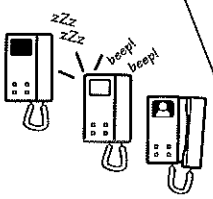

In every situation

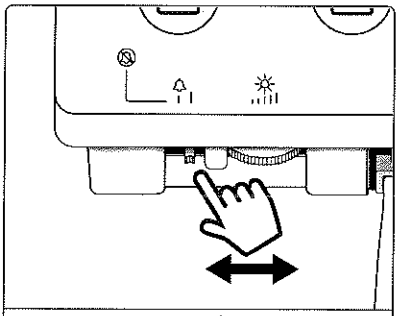

Move the switch, under the symbol to the centre for a lower volume and to the right for a higher volume. The position on the left sets up the privacy service.

BRIGHTNESS DISPLAY ADJUSTEMENT



During a call, a conversation or on camera recall mode

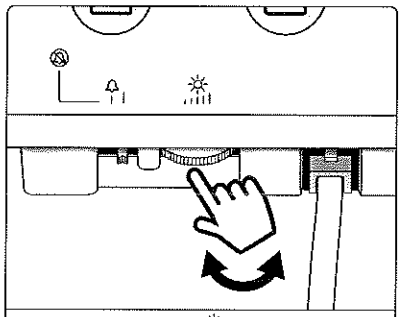

Turn the roller under the symbol to the left to reduce and to the right to increase the brightness.